


# Install available Forma DJR font packages



1. On your PC, locate myHPITApps application. You can look for the icon on your desktop (a) or use the search bar (b):




a)




b)

2. Open the application and locate the available font packages:



If you can't see the font applications immediately, you can use the Search Bar on the top left:



3. Select the font package language you want and click Install.